



June 2018

Dear Club Members,

Again, I trust this Newsletter finds all of you well. Hope and I just returned from San Diego where our nephew David just graduated from the University of San Diego with an Engineering degree. We are sure many of you have family celebrating similar wonderful experiences. If you find yourself traveling this time of year, please have fun and stay safe.

Letter from the President



In the summer months we always find many of our activities designed around Restaurants, Museums, and Train Trips etc. All designed to allow us to stay cool while enjoying each other's company. Those fun runs on twisty roads are very difficult when the thermometer hits the 110 degree plus mark. So, we always look for indoor activities during the heat of the summer. We have been very fortunate that Mark Kucera your Vice President and Events coordinator, our Board of Directors and involved members have worked together to bring us many exciting activities over the last year and a half. We are working on our next Club social that will be happening soon. Please check our Meetup calendar for place and time.

Talking about events, we always ask you our members to assist us in locating fun places to go to. Every part of our lovely valley should be included, from the far South East to the far North West. Please contact Mark Kucera with your ideas on where you would like to have a "Run". Also, we are always looking for ideas for our newsletter. Paul Gaskill, our Newsletter Editor would love to hear from you on your recent trips that you might have taken with your Miata. (editor@sahuaromiataclub.com) When you travel off to that Western Ghost Town or California Vineyard, send Paul a brief synopsis of your trip. Please include a few photos of you, your destination and a few shots of your Miata. Sharing these moments with the club provides other members with ideas for fun experiences. Plus when we share these experiences, it brings us that much closer together as a club.

Also, don't forget we would like our members to assist the club by hosting an event. It can be as simple as setting up a weekday lunch, a trip to a museum, a run on a twisty road to a fun location or hosting a club social. Please feel free to contact Mark or myself with your ideas.

Looking forward to hearing from you soon! Zoom Zoom!

Jeff Morris

With the hot weather here there are not as many events planned but last minute events could still pop up at the last minute. Be sure to check Meetup for any updates

Regarding the monthly lunches, if you have a favorite restaurant that the club hasn't visited yet let the host for your local event know so it can be scheduled. As a rule it must be able to handle an average of between 18 - 20 people. The hosts are always looking for new venues and your help will be appreciated.

With the summer heat upon us there are not as many events taking place and many of us will be taking trips to escape the heat. With that in mind this will be the last monthly edition published until September. The next edition will cover the two month period of July and August and be distributed on August 1st

Have a great summer, Paul

The Sahuaro Miata Club met for lunch at **Famous Dave's in Peoria** on Saturday, May 19, 2018. The parking lot was filled with Miata's as approximately 25 club members met for food, conversation and comradery.



LETTER FROM
THE EDITOR



Bagdad Arizona Run May 3 2018

14 club members enjoyed a fabulous run from the valley to the Diner On Main in Bagdad Arizona on Thursday May 3. The weather forecast was for unusually cool temperatures in the 60's and 70's which Mark Kucera decided presented an opportunity that shouldn't be missed for one last "top-down" run before the summer heat returns.

Tom Taylor organized an 8:30 AM breakfast at First Watch restaurant prior to the meeting time of 10 AM. Attendees were Tom Taylor, Tony Munro, Arthur Stromberg, Jeff & Hope Morris, and Mark & Cathey Kucera. After packing away enough caffeine and energy stores for the trip the group drove the short distance to the meeting location.

14 members arrived by 10:05. At this time a brief drivers meeting was held prior to departing for Bagdad. The route was different than the last Bagdad run to maximize the driving on fun twisty roads. The group drove west to Wickenburg, took a short break at the Mobil Station, then took Hwy 89 toward Congress, Yarnell, and Peoples Valley. There was a slight delay due to "Wrong Way Mark" getting confused with the new route and making a wrong turn. After a U-turn and some roadside discussion the group got back on track. They turned north on Kirkland Valley Rd. off of Hwy 89 for the 40 remaining miles of the trip to Bagdad.

The drivers were having a great time on the really fun sections of road that climb, descend, and twist their way through the mountains on Hwy 89 and Hwy 96 going into Bagdad. This caused some passengers to be a little "white knuckled". Highway 96 is particularly fun because is so lightly traveled and it twists like a snake through the hills.

The group arrived at The Diner On Main at 12:40 PM where Dale Strickland, the only Prescott area member to drive over, was waiting for us to arrive. The diner seated us all together and served up their large portion lunches. Everyone enjoyed the food and lively conversations before meeting in the parking lot to determine the routes everyone wanted to take back home. All but three of the group took the shorter, most direct route home. Arthur Stromberg, and Mark & Cathey Kucera took the most fun route home, back the way we came through the hills. Heck, it was 72 degrees under a bright blue sky, why hurry home.

The route from the starting point to Bagdad was 119 miles, which took about 2 hours and 30 minutes, with one stop, and one wrong turn. Roundtrip was 240 miles of fun. This is a run that should be repeated.

The following members participated in the run.

| | |
|------------------|------------------|
| Mark Kucera | Dale Strickland |
| Arthur Stromberg | Martha Purfeerst |
| Cathy Kucera | Rick Pasquale |
| Linda Pasquale | Tom Taylor |
| Tony Munro | Ken Buxton |
| Jeff Morris | Hope Morris |
| Katie Velvick | Tom Velvick |

Mark Kucera contributed this article.

Just thought the folks in the club would like to know another outlet for quality products of all sorts for their cars. I have purchased (and returned) several items to AutoAnything with very favorable results. Most times, items available on the manufactures website can be purchased at AA for a lower price with all the warranties still intact. Shipping is FREE and takes only a few days.
<https://www.autoanything.com/>

Also, for any interested in a good FORUM for Mazda MX-5 go to The Mazda Miata MX-5 Pit Stop <https://www.miata.net/op>: Sign up, get a name and PW and you can find just about anything you want to know. But, be careful, there are a lot of opinions on this site for all your questions.

Tim Kroll

If you want to enhance and have a record of your Miata driving experience you might want to check this out. Costco is selling this for \$59.99.



Scottsdale Pavilions Miata Gathering.

On the evening of May 5, 2018 several Miata groups gathered at the Scottsdale Pavilions for an informal get-together. This informal gathering was announced on the Suhuaro Miata Club Facebook page and did not appear on Meetup. Approximately 20 cars from all 4 generations were on display. Several members of the Suhuaro Miata Club attended and shared in the enjoyment of owning our fun cars. It was a fun time talking about our cars, engaging in some bench racing and making new friends.

Ron Spannraft



The week-end of May 4-6 was the celebration of the 31st annual Route 66 Fun Run.

Our club had several participants involved. Ed Raker, who organized the run, Arthur Stromberg and Lynn Christensen, Terry Hagerman, Dale Strickland, invited guests Herschel Weintraub and Keith Kandrashoff, and Leo Fiebiger who attended in his 1956 Plymouth Belvedere. After an exciting drive up the mountains to Prescott, the group continued to Ash Fork, where Terry and Arthur had rooms. The group then drove old Route 66 in to Seligman to get the rest of the group checked in at their hotel.

After relaxing and sharing beverages at the hotel, the group strolled up the main street in Seligman enjoying the beautiful display of exotic and classic automobiles. As was advertised, the gathering of cars did not disappoint the Miata connoisseurs. There was literally something for everyone.

Saturday morning brought a leisurely breakfast at the Roadrunner, where we dined while we enjoyed the view as the classics cruised by. Soon thereafter we mounted up and headed toward Kingman, in a procession of about 600 vehicles. Along the way there were stops at several places where special events such as live music and barbecues were held.

Once reaching Kingman, the group traveled downtown to walk through the acres of beautiful vehicles on display, which would be judged for awards later. Afterwards, the group got together for an Italian meal complete with wine. Good times were in abundance.

The final breakfast was at Ma and Pa's Hotrod Cafe. If anyone left hungry, it was their own fault. If you are ever in Kingman looking for a car person's cafe, this one comes highly recommended.

On a beautiful Sunday morning, Terry and Arthur headed home and the rest of the group headed for Oatman to feed the burros.


Next year is already in the planning stages, and registration forms are available. Start planning now for an amazing week-end and join in the fun.

Terry Hagerman





MEMBER SPOTLIGHT



Jeff & Fern Marcy

Fern is retired from work as an Administrative Assistant. As an ordained minister, Fern is still active with her congregation, sometimes teaching Hebrew or preaching. She wanted a convertible for many years, and they recently saw a Miata on the freeway, and both said “That’s the one!! It’s beautiful.” Jeff did some research and we recently brought home a 2015 True Red Miata MX5. What a beautiful retirement gift for Fern.

Jeff has been an aerospace machinist for over 30 years and is great at projects and building things. His more recent projects were building the worship stage and sound booth at our former church. Jeff has a beautiful 1998 ¾ ton Silverado, but absolutely loves driving Fern’s Little Red Rider.

We enjoy relaxing in our easy chairs after a long day of work, hiking on weekends, (and now) day trips in our beauty. We both love God and our families above all else. Jeff and Fern will be celebrating their 20th wedding anniversary this year and living in North Phoenix.

D.I.Y. Projects

2017 Miata Seat Cover Installation

One of the things I enjoy about sports cars is the opportunity to modify my car to fit my interests. Mild or wild, it's all about making the Miata your car. Now that I have had the Miata for a few months and had the opportunity to look at what I can do with it, the fun begins.

I have never been a fan of cloth/fabric seats, but to get the Miata the way I wanted it I had to accept the fabric seats. My search of aftermarket seat covers led me REV9 (<https://rev9autosport.com>) and a product from Autowear. The Autowear seat covers are a synthetic leather and come in several color and stitching combinations. I chose the all black with red stitching as that matches the original interior of the car. Since the Miata is also sold as RHD, it's important to identify the correct configuration when ordering the seat covers. REV9 has easy to follow on-line installation instructions.

So, on to installation.

Photo 1: 3 tools are required for installation: a Phillips screw driver, a spatula and a baggie.

Photo 2: Stock fabric driver's seat (I installed the seat covers to the passenger seat first simply to get an idea of any challenges that awaited me).

Photo 3: I started with the bottom piece, simply because it was the smallest. As I installed the backrest cover I realized that was a good idea because the Velcro on the bottom of the backrest cover would have caught on the seat bottom fabric. As you slide the bottom piece between the 2 parts of the seat pull it a reasonable distance. The spatula will help the cover end through the two parts of the seat if needed. This will give you something to grip as you adjust the cover over the seat bottom.

Photo 4: The driver's seat has an additional challenge of fitting the cover over the height adjustment dial.

Photo 5: Use the spatula to help slip the seat cover behind the plastic. Once the seat cover is properly positioned use the Velcro to hold the piece against the back/bottom of the factory fabric.

Photo 6: Remove the 2 screws holding the seatbelt guide in place. I like to use a baggie to hold small items while I'm working. Reinstall the guide once the seat cover is in position.

Photo 7: The seat cover slides over the seat back easily, but it will require some massaging to fit correctly. After fitting the seat cover over the backrest I realized I had not put the cover on straight. The plate to hold the seatbelt guide should line up with the hole in the seat cover. It was easier to partially remove and reposition the seat cover than trying to massage it into the correct position. When you have the seat cover positioned, pull the bottom of the top cover tight between the 2 seat parts and mate the Velcro from the front and back of backrest cover.

Photo 8: The ends of the seatback cover pulled tight.

Photo 9: The seat covers installed. It will probably be necessary to adjust the cover once I sit in it, but for now I am happy with the result.

Impressions:

Positive

Total time to install the seat covers was less than 45 minutes.

I like the look and feel of the synthetic leather.

The back of the seat covers have a storage pouch. They're not huge, but given the limited carrying capacity of the Miata anything extra is welcome.

Photo 10: The pouch on the back of each seat cover will hold your Arizona Summer Driving gloves.

Negative


As I do not read, write or speak Japanese, and the photographs were generic (Miata's don't have back row/third row seating), I simply put the instructions in my file cabinet. Fortunately, it's easy to identify the pieces for each seat and the REV9 on-line instructions are easy to follow.

The website and confirmation email when I ordered the seat covers are contradictory regarding when the seat covers will ship. (The top of the page for the seat covers indicated the item will ship in 1 to 2 weeks (3 to 4 weeks at the bottom of the page) and the order confirmation stated 1 to 2 weeks. They were shipped 4 weeks after I ordered them.)

The seat covers are pricey, but that's what I get for not liking fabric seats.

I have not had the opportunity to drive my car in the hot weather, so I am unable to comment how comfortable the ride is in the hot temps. Plan for your back to perspire on hot days with the top down.




Ron Spanncraft



Installing New Shocks

I had Kurt Greene put new shocks on my car this week. Old ones (almost 100k) were beginning to show some wear. When he got them off, the bump stops were completely gone, only residue of what they once were. Photos are of final stage where he tightens all the connections. The machine picture is a great spring tension-er which makes getting the springs on/off safely. New shocks lowered the car almost 1" at all wheels.

Drives much better now. **Tim Kroll**



Polished Stainless Steel 3-Point Shock Tower Brace by Cobalt

\$229.99

You might be saying “Why would I want or need a Shock Tower Brace?” Well, this brace can really tighten up your Miata’s front end. Many NC Miata’s come with a light duty, light gauge brace. (This is the black bar that runs from each shock tower to a point at your engine firewall.) This “Cobalt” brace from Moss Miata is not only superbly designed and superbly built, I think it is one gorgeous piece of bling! You can install this yourself on your NC Miata 2006-2015. You will need a metric ratchet set and a torque wrench. Allow yourself an hour or so to install it. I installed mine in two or three hours. I took my time, it was fun. This brace helps control the body flex of your front fenders.

Please check this link:

<https://mossmiata.com/2006-2015-mx-5-miata/suspension/polished-stainless-steel-3-point-shock-tower-brace-by-cobalt-1> for ordering information.

This brace is available for the NC Miata. That covers the years 2006-2015. There are other braces available to fit NA, NB and ND Miata’s.

Jeff Morris



Article - When To Upgrade Your Car

In his book “The Lost Art Of High-Performance Driving”, Ross Bentley, champion race car driver and racing instructor since 1980 gives the following advice on when to upgrade your car.

If you drive on a racetrack for a while, you’ll eventually consider modifying and upgrading your car. My advice here focuses on the big picture, rather than on the details of how to modify your car.

Your approach to upgrading your car will have a big impact on your enjoyment of the sport, as well as how you improve your driving. Any modifications to your car should be approached in the following order:

1. Safety
2. Reliability
3. Performance

Unfortunately, many drivers take the opposite approach, spending serious money on making their cars faster. In the process, they make them less safe and less reliable. But if you’re unsafe and your car breaks down all the time, you’re not improving the car or having fun.

Perhaps the biggest question is when you should upgrade your car’s performance. Part of the answer depends on your motivation for driving on a track. For some drivers, “playing” with their car’s setup is a prime motivator; for them, upgrading may begin earlier than for a driver whose focus is on improving their driving skills. Either way, if you’re driving far below the limits of your car, modifying it doesn’t make a lot of sense; you’d be far better off focusing on developing your driving performance, not your car’s.

When you can consistently drive your car near its limit, you’ll have reached the appropriate time to consider upgrades. Having an outside observer – an instructor – provide honest feedback about your level of driving performance may save you a lot of money in the long run. If the feedback is aimed at improving your driving skills, rather than your car, do that first.

Repairing curb rash on your wheels

Curb Rash damage on your alloy wheels can be repaired by a professional, or DIY at home. One company that does many types of repair is Dentwizard.com Or if you want to go the DIY route search for Curb Rash Wheel Repair videos on Youtube. There are several videos showing the process in detail. It's not that complicated. Basically, you sand the damage, possibly fill deep damage, sand, mask the wheel and tire, prime, paint. Check out the videos. There is more than one method. You could even change the color of all of your wheels using the same methods.

Thanks to **Mark Kucera** for these articles.



June 23rd - Run To The Top of Mount Lemon

July 28th - Verde Valley Train Ride

Aug. 26th - Arizona Diamondbacks Baseball Game - 1 p.m.

Miata of the Month / Vanity Plate



Wish I could make more of the events, but being a road musician, I am gone for many of them. Also - living in Dewey, many are a long drive just to get there. I am attaching my license plate photo and another one in front of the firehouse in Jerome.

The license plate **TRPTS** is a musical term used to indicate Trumpets on music. You will also notice the license plate holder is from the Navy Musicians Association that I belong to. I was in the US Navy Show Band 50 years ago.

Mike Vax

INSTRUCTIONS FOR ORDERING SAHUARO MIATA CLUB NAME BADGES

One Badge is \$14.00

Two Badges mailed to the same address are \$24.00

Option #1.

Pay cash or check direct to me Martha Purfeerst at any event you see me at. Please make your check payable to: "Sahuaro Miata Club". I will get all the information I need from you at that time. You will have your badges usually within 10 days. You may also send your check to: Sahuaro Miata Club. P.O. Box 2202, Queen Creek, AZ. 85142.

Option #2.

If you have a PayPal account. Their web address is www.paypal.com. Follow the bouncing ball.

Log into PayPal and select Send Money Option. PLEASE Select Friends & Family. The payment should be made to: treasurer@sahuaromiataclub.com. Please note in the comments section "Payment is for name badges".

Please e-mail me at marketing@sahuaromiataclub.com to let me know that you have paid for your badges through Cash, Check or PayPal and let me know how you wish your name badge/s to read. We prefer your first and last name. Please make sure the spelling is correct. The spelling you request on the name badge will be the spelling you receive. Please supply me with a correct physical address to send the badges to. When our Treasurer notifies me that the club has received your payment, I will order your badges. You will receive the badges within 10 days of that date.

If you have any questions just e-mail me at marketing@sahuaromiataclub.com. I am here to help.

Sincerely,
Martha Purfeerst
marketing@sahuaromiataclub.com

2018 Board Members

President:

Jeff Morris

president@sahuaromiataclub.com

Vice President / Event Coordinator

Mark Kucera

vpevents@sahuaromiataclub.com

Secretary

Tim Kroll

secretary@sahuaromiataclub.com

Treasurer

Curtis Wood

treasurer@sahuaromiataclub.com

Membership

Brent Morrow

membership@sahuaromiataclub.com

Marketing

Martha Purfeerst

marketing@sahuaromiataclub.com

Member At Large

None

memberatlarge@sahuaromiataclub.com

Editor


Paul Gaskill

editor@sahuaromiataclub.com

Our Mission

The Mission of the Sahuaro Miata Club is to increase the fun of driving and owning a Mazda MX-5 Miata. This is achieved by combining fun runs and outings that allow us to take advantage of our roadsters phenomenal performance. Through meetings, meals and activities we meet like minded club members. We share our Miata experiences and develop friendships along the way that makes us all proud to be Miata owners and members of the Sahuaro Miata Club.

Serving the Greater Phoenix Miata Community



**A BIG Thanks
to our Sponsors!**



The following members contributed articles for this months edition.

Jeff Morris

Mark Kucera

Ron Spannraft

Tim Kroll

Terry Hagerman

Martha Purfeerst



Kim Snyder

Phil Noto

William Rosenmeier

LAST LAUGH

